



District Report Card: 2017


State: Jharkhand	District: Gumla
Class: 8	Subject: Language
Schools: 49	Students: 1242


Participation/Coverage


Students

GENDER 	Boys		Girls	
	Number	%	Number	%
	484	38.97	758	61.03

AREA 	Rural		Urban	
	Number	%	Number	%
	1103	88.81	139	11.19

CATEGORY 	SC		ST		OBC		GEN	
	Number	%	Number	%	Number	%	Number	%
	42	3.38	918	73.91	248	19.97	34	2.74

CWSN 	LD	VI	HI	S&LD	ID	Oth
	2	2	6	0	0	18

Management 	Government		Government-aided	
	Number	%	Number	%
	839	67.55	403	32.45

Average Performance of Students in Language (%)

Overall	Gender		Area		Management		Social Group			
	Male	Female	Rural	Urban	Govt.	Aided	SC	ST	OBC	GEN
58.25	56.36	59.45	58.34	57.55	57.81	59.16	53.17	57.71	60.43	63.33

Performance on Learning Outcomes (LOs)

Learning Outcomes	Description	Average Performance(%)
L813	Read textual/non-textual materials with comprehension and identifies the details, characters, main idea and sequence of ideas and events while reading	58.25

Range of Performance of Students who Answered Correctly							
Below 30%		30% - 50%		50% - 75%		Above 75%	
Number	%	Number	%	Number	%	Number	%
158	12.72	253	20.37	567	45.65	264	21.26

Lowest Performing Learning Outcomes (LOs)

1 - Read textual/non-textual materials with comprehension and identifies the details, characters, main idea and sequence of ideas and events while reading (58.25)